



Beginner Systems in 5/4: Part 2

By John Toomey

I'm very happy to offer the next set of exercises on this odd topic. In this past April's lesson, we covered quarter note solo lines. Accompanying these solo lines were simple bass drum and hi-hat systems as well as ride cymbal patterns.

In this lesson, I want to keep the feet and ride cymbal patterns the same for now while changing the solo lines to eighth note variations. I've grouped the solo lines into three categories of increasing difficulty. The second group becomes more syncopated and should challenge your level of independence in addition to your ability to feel this odd meter and place the notes correctly.

Further still, the third group introduces 2-bar phrases. Try not only to swing the eighth notes as you would in a jazz idiom, but also play them straight such as you would in rock. Take your time and enjoy. Here we go.

Solo voice patterns Group 1

1.)



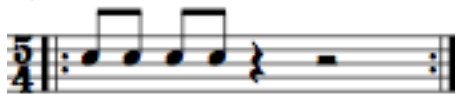
2.)




3.)



4.)



5.)



6.)



7.)



8.)



9.)



10.)



Solo Voice Patterns: Group 2

1.)



2.)



3.)



4.)



5.)



6.)




7.)



8.)



9.)



Solo Voice Patterns: Group 3

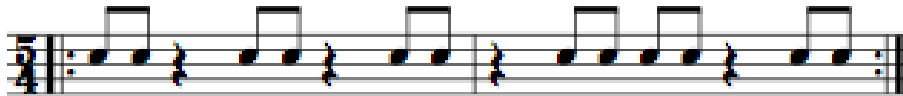
1.)




2.)



3.)



4.)



5.)




6.)



**Here are the bass drum
and hi-hat ostinato systems:**

A.)




B.)




Here are some ride cymbal systems that you may have heard before:


AA.)




BB.)



CC.)



DD.)



John Toomey has a Bachelor's degree in Music and Music Business from Belmont University. He tours and records with many country, rock and pop artists. He also teaches private lessons in Nashville and performs drum clinics around the country.